

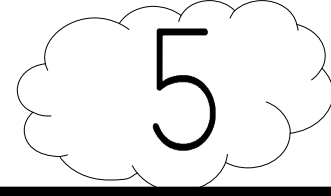


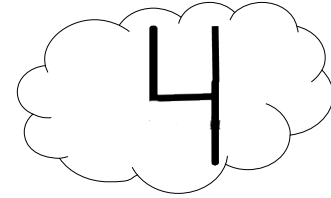
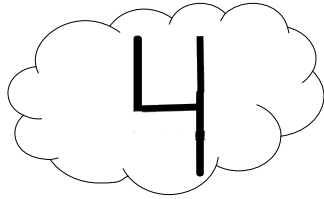
NOMBRE: _____ FECHA: _____

REPARTE DE DOS FORMAS DIFERENTES LOS CINCO GOMETS ROJOS Y AZULES



NOMBRE: _____ FECHA: _____

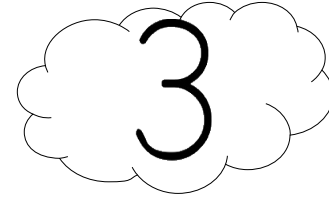
REPARTE DE DOS FORMAS DIFERENTES LOS CUATRO GOMETS ROJOS Y AZULES

A large, empty rounded rectangular box with a thick black border, intended for drawing or writing.A large, empty rounded rectangular box with a thick black border, intended for drawing or writing.A large, empty rounded rectangular box with a thick black border, intended for drawing or writing.A large, empty rounded rectangular box with a thick black border, intended for drawing or writing.

NOMBRE: _____

FECHA: _____

REPARTE DE DOS FORMAS DIFERENTES LOS TRES GOMETS ROJOS Y AZULES

A large, empty rounded rectangular box with a thick black border, intended for drawing or writing.A large, empty rounded rectangular box with a thick black border, intended for drawing or writing.A large, empty rounded rectangular box with a thick black border, intended for drawing or writing.A large, empty rounded rectangular box with a thick black border, intended for drawing or writing.

NOMBRE: _____ FECHA: _____

REPARTE DE DOS FORMAS DIFERENTES LOS DOS GOMETS ROJOS Y AZULES





A large, empty rounded rectangular box with a thick black border, intended for drawing or writing.A large, empty rounded rectangular box with a thick black border, intended for drawing or writing.A large, empty rounded rectangular box with a thick black border, intended for drawing or writing.A large, empty rounded rectangular box with a thick black border, intended for drawing or writing.

NOMBRE: _____

FECHA: _____


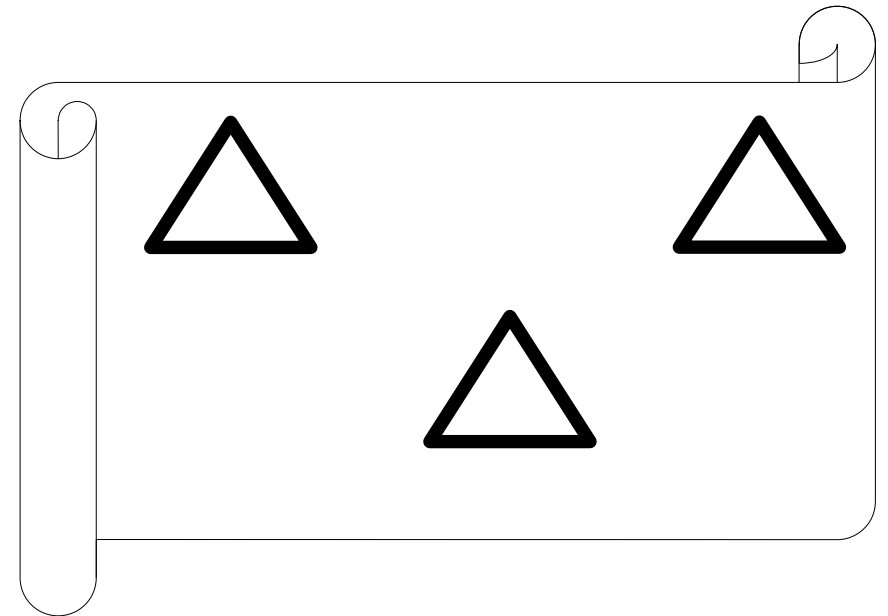
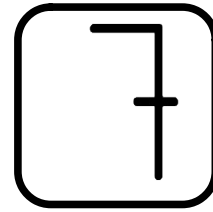
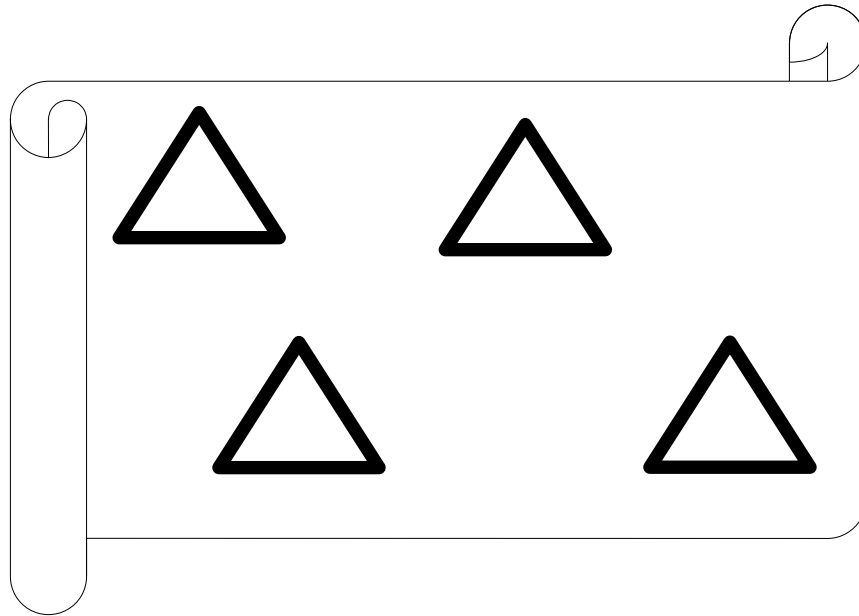
OBSERVA COMO SE HAN REPARTIDO LAS 6 CUADRADO EN DOS LIBROS. VUELVE AL REPARTIRLOS PERO DE FORMA DIFERENTE

6



NOMBRE: _____ FECHA: _____






OBSERVA COMO SE HAN REPARTIDO 7 TRIÁNGULOS EN DOS PERGAMINOS. VUELVE AL REPARTIRLOS PERO DE FORMA DIFERENTE



NOMBRE: _____


FECHA: _____

OBSERVA COMO SE HAN REPARTIDO LAS 8 GOTAS EN DOS NUBES. VUELVE AL REPARTIRLAS PERO DE FORMA DIFERENTE






NOMBRE: _____ FECHA: _____

OBSERVA COMO SE HAN REPARTIDO 10 FLORES EN DOS MACETAS. VUELVE AL REPARTIRLAS PERO DE FORMA DIFERENTE



10



NOMBRE: _____ FECHA: _____

OBSERVA COMO SE HAN REPARTIDO LOS 9 GUSANOS EN DOS MANZANAS. VUELVE AL REPARTIRLOS DE FORMA DIFERENTE

